



Toaster Solutions

*Cafeterias • Buffets • Supermarkets & Delis
Restaurants & Cafés • Clubs & Bars • Catering*



ITQ-1750-2C pg. 2



TPT-120 pg. 3



TQ-10 pg. 4



TQ-400 pg. 4



TQ-1800 pg. 4



TK-100 pg. 6



Toaster Solutions

Intelligent Toast-Qwik®

Hatco's Intelligent Toast-Qwik® allows the operator to toast multiple products at the touch of the button, changing easily from bagels to croissants to Texas toast to hash browns, as well as melting cheese and finishing smaller food products. The unit can easily take the place of the current toasting platform and add versatility and future menu expansion along with energy efficiency and cost savings.

- The conveyor toaster can operate in four different modes:
 - ~ Continuous Through Put
 - ~ Select Single Item Mode
 - ~ In and Reverses out Mode
 - ~ In, Pause, then Continues Through
- USB port located on the front allows for easy transfer of information such as program changes and product usage information
- The ability to program up to 18 product settings
- Hatco's patented ColorGuard sensing system monitors and adjusts conveyor speed and temperature during high usage periods to ensure toast color uniformity
- Using Hatco's Spot-On® Technology, the toaster senses when product is placed on the conveyor and activates the unit
- Easy to clean, with removable crumb tray and collector ramp. There is minimal operator maintenance required, with self cleaning elements and no maintenance motor and conveyor drives



ITQ-1000-1C



ITQ-1750-2C

INTELLIGENT HORIZONTAL CONVEYOR TOASTERS

| Model | Voltage | Dimensions W x D x H | Watts | Amps | Capacity/Minute† | Plug | Ship Weight |
|--------------|---------|-------------------------|-----------|-----------|------------------|------------|-------------|
| ITQ-1000-1C® | 208-240 | 17 1/2" x 28 3/4" x 18" | 3230-4300 | 15.5-17.9 | 17 | NEMA 6-30P | 89 lbs. |
| ITQ-1750-2C | 208 | 20" x 28 1/4" x 16 1/4" | 4960 | 23.8 | 30 | NEMA 6-30P | 106 lbs. |
| ITQ-1750-2C | 240 | 20" x 28 1/4" x 16 1/4" | 4960 | 20.7 | 30 | NEMA 6-30P | 106 lbs. |

† Toasting capacity may vary by product. Toasting of coated products not recommended.

® Unit is designed to operate on supply voltages between 208V and 240V.

All Intelligent Horizontal Conveyor Toaster Models Feature:

Opening Dimensions: ITQ-1000-1C: 9 3/8" W x 2" H.

ITQ-1750-2C: Two openings at 5 3/8" W x 2 1/4" H.

Cord Location: 6' cord – left center on back of unit.

OPTIONS (available at time of purchase only)

ITQ-L6 NEMA L6-30P Locking Cap in lieu of NEMA 6-30P

ACCESSORIES (available for purchase at any time)

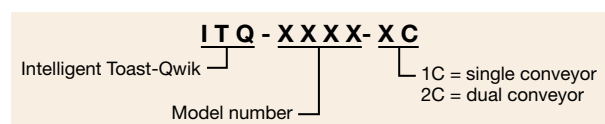
Paddle with High Temp, Non-Stick Coating –

ITQ1C-PAD 9" Wide Food Paddle (ITQ-1000-1C Model)

ITQ2C-PAD 5" Wide Food Paddle (ITQ-1750-2C Model)



ITQ2C-PAD
Accessory



ONE YEAR ON-SITE PARTS AND LABOR WARRANTY, PLUS ONE ADDITIONAL YEAR PARTS-ONLY WARRANTY ON ALL TOAST-QWIK METAL SHEATHED HEATING ELEMENTS.

POP-UP Toasters

Perfect for self-serve areas and light volume applications, the Hatco Pop-Up Toasters provide even golden toasting of a variety of bread products. The durable stainless steel housing contains four extra wide self-centering slots with individual toasting controls and removable crumb tray.

- Evenly toasts a variety of bread products including bagels, Texas toast, waffles and English muffins
- All models have four self-centering 1¼" wide slots
- A selector switch for single (or double) sided toasting (excluding TPT-120)
- Durable stainless steel construction
- Individual toasting controls
- Removable crumb trays for easy cleaning
- 6' cord with plug



TPT-120



TPT-208
Selector switch for single (or double) sided toasting (excluding TPT-120)

POP-UP TOASTERS

| Model | Dimensions W x D x H | Voltage | kW | Plug | Ship Weight |
|-----------------|-------------------------|---------|-----|------------|-------------|
| TPT-120* | 13¾" x 12¾" x 8½" | 120 | 1.8 | NEMA 5-15P | 15 lbs. |
| TPT-208* | 13¾" x 12¾" x 8½" | 208 | 2.6 | NEMA 6-15P | 15 lbs. |
| TPT-240 | 13¾" x 12¾" x 8½" | 240 | 2.6 | NEMA 6-15P | 15 lbs. |

* Canadian Model is 1.4 kW.

* Canadian Model uses NEMA 6-20P.

All Pop-Up Toaster Models Feature:

Slot Opening: 1¼"W x 5½"D.

Cord Location: 6' cord — bottom, back center.

Pop-Up Toasters can be shipped Fed-Ex Ground or United Parcel Service.

TOASTER AMP RATINGS

| Model | 120V/1 Ø Amps | 208V/1 Ø Amps | 240V/1 Ø Amps |
|-----------------|------------------|------------------|------------------|
| TPT-120 | 15.0 | — | — |
| TPT-120* | 12.0 | — | — |
| TPT-208 | — | 12.5 | — |
| TPT-240 | — | — | 10.9 |

* Canada only.

TPT - XXX

Toaster Pop-Up Type Voltage

ONE YEAR REPLACEMENT WARRANTY.
CONTACT HATCO SERVICE TEAM FOR DETAILS.



Toaster Solutions

Toast-Qwik® Conveyor Toasters

Flexibility and performance are yours with the Hatco Toast-Qwik® conveyor toasters. These toasters produce perfect golden toasting, from 300 to 1800 slices per hour. The power save mode conserves energy during non-peak serving times.

- Instant and precise adjustment of toast color with electronic infinite controls that regulate top and bottom heat
- Patented ColorGuard sensing system assures toast uniformity, for TQ-400, -800 and -1800 series
- Opening height for H and HBA models is 3", for all other models the opening height is 2"
- Insulation and an interior fan provide cool surface temperatures
- Efficient design of front or rear discharge allows unit to be placed where it is most convenient – for sending product to the operator side or to the customer/server side
- TQ-1800 Series are 3-slice wide
- **BA models toast one side only and are for bagels and buns, cut side up**



TQ-10



TQ-800HBA

HORIZONTAL CONVEYOR TOASTERS

| Model | Dimensions W x D x H (Height includes legs) | Voltage/60Hz | kW | Plug | Capacity/Minute† | Ship Weight |
|-------|--|--------------|-----|------------|------------------|-------------|
| TQ-10 | 14½" x 17¾" x 13¾" | 120 | 1.8 | NEMA 5-15P | 5 slices | 42 lbs. |
| TQ-10 | 14½" x 17¾" x 13¾" | 208, 240 | 1.8 | NEMA 6-15P | 5 slices | 42 lbs. |

HORIZONTAL CONVEYOR TOASTERS

| Model | Dimensions W x D x H* | Voltage/60Hz | kW | Plug | Capacity/Minute† | Ship Weight |
|--------------|--------------------------|--------------|-----|------------|------------------|-------------|
| TQ-400^ | 14½" x 17¾" x 14⅞" | 120 | 1.8 | NEMA 5-15P | 6 slices | 46 lbs. |
| TQ-400 | 14½" x 17¾" x 14⅞" | 208, 240 | 2.2 | NEMA 6-15P | 6 slices | 46 lbs. |
| TQ-400BA^▼ | 14½" x 17¾" x 14⅞" | 120 | 1.8 | NEMA 5-15P | 6 slices | 46 lbs. |
| TQ-400BA^▼ | 14½" x 17¾" x 14⅞" | 208, 240 | 1.9 | NEMA 6-15P | 6 slices | 46 lbs. |
| TQ-400H | 14½" x 17¾" x 15⅞" | 208, 240 | 2.2 | NEMA 6-15P | 6 slices | 46 lbs. |
| TQ-800 | 14½" x 22¾" x 16⅞" | 208 | 3.3 | NEMA 6-20P | 14 slices | 62 lbs. |
| TQ-800^ | 14½" x 22¾" x 16⅞" | 240 | 3.3 | NEMA 6-15P | 14 slices | 62 lbs. |
| TQ-800BA^▼ | 14½" x 22¾" x 16⅞" | 208 | 3.3 | NEMA 6-20P | 14 slices | 62 lbs. |
| TQ-800BA^▼* | 14½" x 22¾" x 16⅞" | 240 | 3.3 | NEMA 6-15P | 14 slices | 62 lbs. |
| TQ-800H | 14½" x 22¾" x 16⅞" | 208 | 3.3 | NEMA 6-20P | 13 slices | 62 lbs. |
| TQ-800H^ | 14½" x 22¾" x 16⅞" | 240 | 3.3 | NEMA 6-15P | 13 slices | 62 lbs. |
| TQ-800HBA^▼ | 14½" x 22¾" x 16⅞" | 208 | 3.3 | NEMA 6-20P | 13 slices | 62 lbs. |
| TQ-800HBA^▼* | 14½" x 22¾" x 16⅞" | 240 | 3.3 | NEMA 6-15P | 13 slices | 62 lbs. |

Toasts Three Slices Wide

| | | | | | | |
|--------------|--------------------|----------|-----|------------|-----------|---------|
| TQ-1800 | 18½" x 22¾" x 16⅞" | 208, 240 | 4.4 | NEMA 6-30P | 30 slices | 73 lbs. |
| TQ-1800BA^▼ | 18½" x 22¾" x 16⅞" | 208, 240 | 4.6 | NEMA 6-30P | 30 slices | 73 lbs. |
| TQ-1800H | 18½" x 22¾" x 16⅞" | 208, 240 | 4.6 | NEMA 6-30P | 20 slices | 73 lbs. |
| TQ-1800HBA^▼ | 18½" x 22¾" x 16⅞" | 208, 240 | 4.6 | NEMA 6-30P | 20 slices | 73 lbs. |

† Toasting capacity may vary by product. Toasting of coated products not recommended.

* TQ-400 and TQ-400BA, add 2½" to depth if using tray extension in rear. TQ-800, TQ-800BA, TQ-800H, TQ-800HBA, TQ-1800, TQ-1800BA, TQ-1800H and TQ-1800HBA add 6½" to depth if using tray extension in rear. Height includes legs.

▲ Canadian Model uses NEMA 5-20P.

▼ BA Models toast one side only and are for bagels and buns, cut side up.

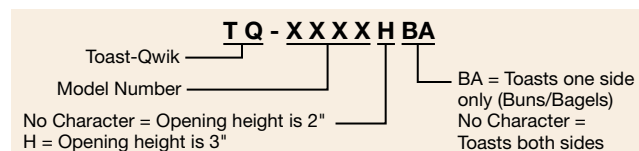
* Canadian Model uses NEMA 6-20P.

All Horizontal Conveyor Toaster Models Feature:

Cord Location: 6' cord – lower right corner on back of unit.

Toast-Qwik Toasters can be shipped Fed-Ex Ground or United Parcel Service.

OPTIONS AND ACCESSORIES – PAGE 5



ONE YEAR ON-SITE PARTS AND LABOR WARRANTY, PLUS ONE ADDITIONAL YEAR PARTS-ONLY WARRANTY ON ALL TOAST-QWIK METAL SHEATHED HEATING ELEMENTS.



TQ-800H Toast Qwik® Horizontal Conveyor Toaster

OPTIONS (available at time of purchase only, excluding TQ-10)

TQ-PWR-A Automatic Power Save Mode (switches after 30 minutes of inactivity)

ACCESSORIES (available for purchase at any time)

TQRAMP Additional Extended Feed Guide (adds 3" to depth – not available on TQ-1800 Series)

TQ2-SECURITY Control Cover and Bracket



TQ-800 with
TQ2-SECURITY
accessory security
control cover

CONVEYOR TOASTER AMP RATINGS

| Model | 120V/1 Ø Amps | 208V/1 Ø Amps | 240V/1 Ø Amps |
|------------|------------------|------------------|------------------|
| TQ-10 | 15.0 | 8.8 | 7.6 |
| TQ-400 | 14.9 | 10.7 | 9.3 |
| TQ-400BA | 14.8 | 9.0 | 7.8 |
| TQ-400H | | 10.7 | 9.3 |
| TQ-800 | | 16.0 | 13.9 |
| TQ-800BA | | 15.8 | 13.7 |
| TQ-800H | | 16.0 | 13.9 |
| TQ-800HBA | | 15.8 | 13.7 |
| TQ-1800 | | 21.4 | 18.5 |
| TQ-1800H | | 22.4 | 19.4 |
| TQ-1800BA | | 22.0 | 19.1 |
| TQ-1800HBA | | 22.0 | 19.1 |

CONVEYOR TOASTER OPENING DIMENSIONS

| Model | Dimensions W x H |
|-----------------------------------|---------------------|
| TQ-10, -400, -400BA, -800, -800BA | 10" x 2" |
| TQ-400H, -800H, -800HBA | 10" x 3" |
| TQ-1800, -1800BA | 14" x 2" |
| TQ-1800H, -1800HBA | 14" x 3" |



Toaster Solutions

Toast King® Conveyor Toasters

Designed for mid to high volume and constant flow applications, Hatco's proven reliability and performance makes the Toast King Toasters the workhorse of your operation. These toasters use conveyor speed, not temperature, to determine toast color.

- Toasts a variety of bread products
- Stainless steel construction for years of trouble-free service
- Power saving thermostat for energy savings during non-peak times
- Manual advance, speed control and cord with plug included
- Fully insulated for cooler operation
- Multiple metal sheathed toasting elements
- Toast storage area keeps bread warm and dry
- Capacity of 720-1500 slices per hour
- Three basket access for fast loading
- Top venting keeps heat away from the operator



TK-135B



TK-72

VERTICAL CONVEYOR TOASTERS

| Model | Description | Dimensions W x D x H" | Basket Size W x H | Voltage Single Phase | Hz | Capacity/Minute† | Plug | Ship Weight |
|---------|----------------|--------------------------|----------------------|-------------------------|----|------------------|------------|-------------|
| TK-72 | Bread and Buns | 17½" x 17½" x 33" | 10" x 4½" | 208, 240 | 60 | 12 slices | NEMA 6-20* | 73 lbs. |
| TK-100 | Bread and Buns | 22" x 17½" x 33" | 14½" x 4½" | 208, 240 | 60 | 16 slices | NEMA 6-30 | 88 lbs. |
| TK-135B | Buns Only | 22" x 17½" x 33" | 14½" x 4½" | 208, 240 | 60 | 22 slices | NEMA 6-30* | 88 lbs. |
| TK-155B | 3-Part Buns | 22" x 17½" x 33" | 14½" x 4½" | 208, 240 | 60 | 25 slices | NEMA 6-30 | 88 lbs. |

■ Depth includes tray extension of 3½".

† Toasting capacity may vary by product. Toasting of coated products not recommended.

* Canadian Models use NEMA 6-30P.

* 240V Model uses NEMA 6-20P (Canadian model uses NEMA 6-30).

All Vertical Conveyor Toaster Models Feature:

Max. Product Thickness: 1¼".

Cord Location: 4' cord – lower left side on back of unit.

OPTIONS (available at time of purchase only)

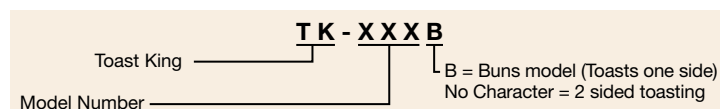
TK-SECURITY Control Cover, Bracket, Mounting Hardware and Fuse Cover

ACCESSORIES (available for purchase at any time)

4"LEGS 4" Adjustable Legs (4)

CONVEYOR TOASTER RATINGS

| Model | 208V/1 Ø Amps | 240V/1 Ø Amps | kW |
|---------|------------------|------------------|-----|
| TK-72 | 19.4 | 16.8 | 4.0 |
| TK-100 | 24.0 | 21.0 | 5.0 |
| TK-135B | 20.7 | 17.9 | 4.3 |
| TK-155B | 24.0 | 20.8 | 5.0 |



ONE YEAR ON-SITE PARTS AND LABOR WARRANTY, PLUS ONE ADDITIONAL YEAR PARTS-ONLY WARRANTY ON ALL TOAST-KING METAL SHEATHED HEATING ELEMENTS.



Scan with web-enabled
mobile device to visit
www.hatcocorp.com



Hatco Corporation

P.O. Box 340500 | Milwaukee WI 53234-0500 USA
800-558-0607 | 414-671-6350 | Fax: 800-543-7521
www.hatcocorp.com | equipsales@hatcocorp.com