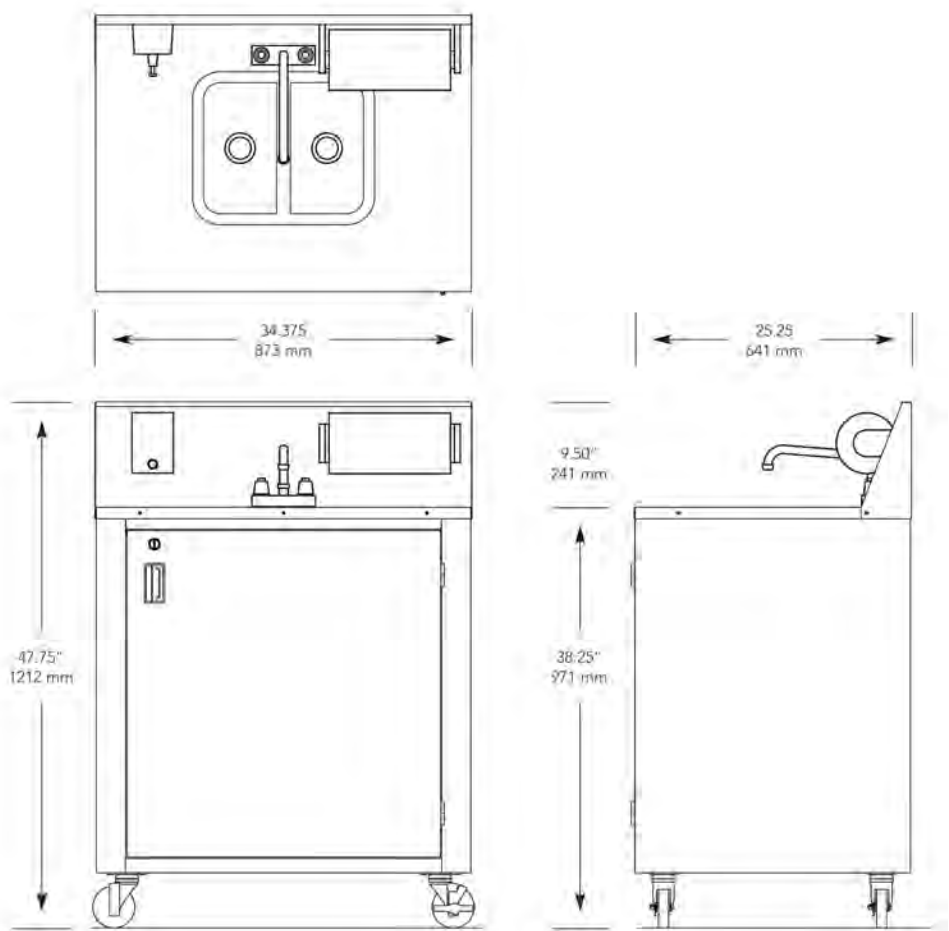


Now available in ten convenient models

MODEL (hot/cold water wash)	CVPHS-1	CVPHS-2	CVPHS-3	CVPHS-4	CVEHSE*
MODEL (cold water wash only)	CVPHS-1C	CVPHS-2C	CVPHS-3C	CVPHS-4C	CVEHS
SINK BOWL SIZE (LxWxD)	14.0 x 12.0 x 6.0"	12.0 x 6.0 x 5.0"	12.0 x 6.0 x 5.0"	14.0 x 12.0 x 6.0"	10.0 x 16.0 x 5.0"
SINKS	1	2	3	1	1
CABINET WIDTH	34.375"	34.375"	34.375"	24.0"	18.0"
CABINET DEPTH	25.25"	25.25"	25.25"	25.25"	22.0"
CABINET HEIGHT	38.25"	38.25"	38.25"	38.25"	62.0"
IDEAL TO WASH	hands	utensils	utensils	hands	hands

CVEHSE*
Available with warm
water wash only



Complies with National Sanitation
Foundation Standard 4

CROWN VERITY INC.

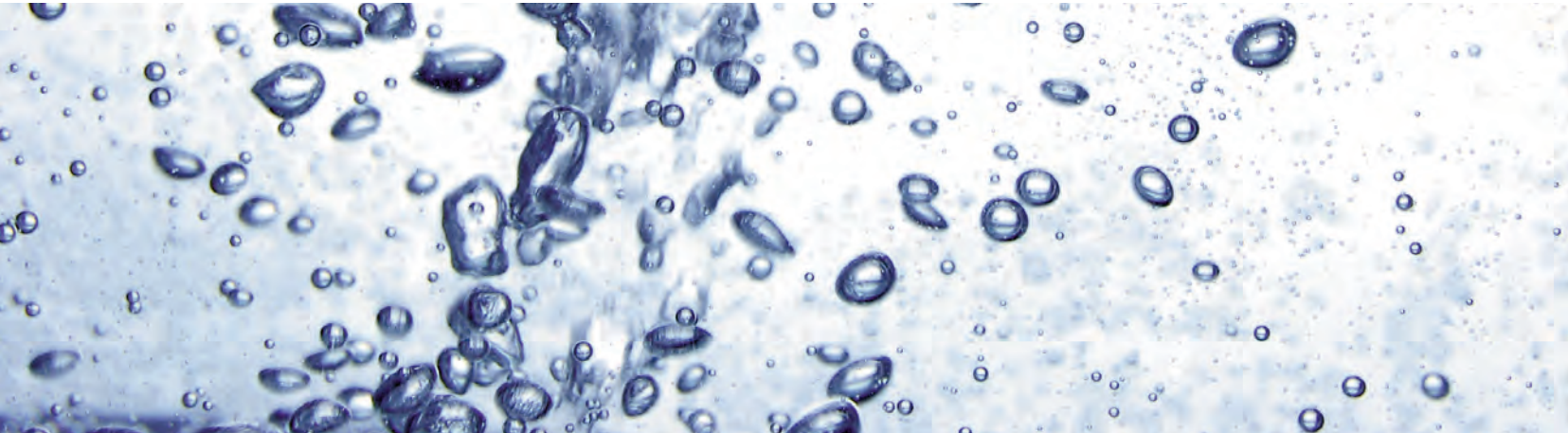


37 Adams Boulevard, Brantford, Ontario, Canada N3S 7V8

tel **519.751.1800** or 888.505.7240 fax 519.751.1802 e-mail info@crownverity.com web www.crownverity.com



Crown Verity cleans up great.



Connect with Crown Verity. Find cooking tips, recipes, table plans and more!

See www.crownverity.com for details.



For the outdoor function when hand or utensil washing is a must.

Also available in two (CV-PHS-2) and three (CV-PHS-3) compartment sinks. We also offer a one (CV-PHS-4) compartment sink with a smaller cabinet for when space is at a premium and a new economy hand sink (CV-EHS) when portability and ease of maintenance is a concern. The portable unit is also available with a warm water wash (CV-EHS-E).



cv-phs-1




For the large community outdoor function **when hand-washing is a must**. Shipped fully assembled, complete with removable fresh and waste water tanks, 12 foot cord with standard wall plug and city water and drain hookups. **Available in eight convenient configurations. Now includes Pump-saver foot switch to eliminate pump burn out, allows operator to use foot pedal to turn faucet on/off.**



cv-ehs

New Economy Hand Sink provides more than 300 hand washes with an extra large wash basin, soap and papertowel dispensers, and hands-free foot pump operation. Simple to service thanks to easy-flow drainage, roll and go wheels and a slim storage profile.

UL, CSA approval pending

					
cv-phs-2	cv-phs-3				
Sink Compartements 1		Water Heater 120 Volt, 9.5 litre (2 gallon)		Sink Compartements 1	
Overall Dimension (W x D x H) 34.375 x 25.25 x 47.75"				Overall Dimension (W x D x H) 18.0 x 22.0 x 62.0"	
Fresh Water Tanks 2 x 20 litre (5 gallon)		Water Pump 120 Volt		Fresh Water Tanks 68.19 litre (15 gallon)	
Waste Water Tanks 2 x 30 litre (7.5 gallon)		Actual Weight (LBS) 160		Waste Water Tanks 86.37 litre (19 gallon)	
Note Lockable access door, NSF, CSA, UL or equal approved				Note Also available with warm water wash (cv-ehs-e)	